

Scaled data based on original data using
LM-79-08 Approved Method: Electrical and Photometric Measurements of Solid-
State Lighting Products

Test Report Prepared for
Cooper Lighting Solutions
(formerly Eaton)

Brand: STREETWORKS

Report Number: P456128

Luminaire Tested: **GLAN-SA7B-760-U-T3**

Issue Date: 1/4/2021

Test Information

Test Method: LM-79-08
Report Number: P456128
TEST IS SCALED FROM IESNA LM-79-08 TEST DATA (G3-2011-042-12)
Test Lab: INNOVATION CENTER
Issue Date: 1/4/2021
Manufacturer: COOPER LIGHTING SOLUTIONS (FORMERLY EATON)
Product Line: STREETWORKS
Catalog Number: GLAN-SA7B-760-U-T3
Description: GALLEON AREA AND ROADWAY LUMINAIRE
(7) 70 CRI, 5700K, 800mA LIGHTSQUARES WITH 16 LEDS EACH AND TYPE III OPTICS
Light Source: -
Ballast/Driver: ELECTRONIC DRIVER

Summary

Lumens per Lamp: N/A
Luminaire Lumens: 39303 lumens
Efficiency: N/A
Efficacy: 137.4 lumens/watt
Luminous Opening: Rectangular (W 1.5' x L: 1.5' x H: 0')
IES Classification: Type III - Short
BUG Rating: B4 - U0 - G4

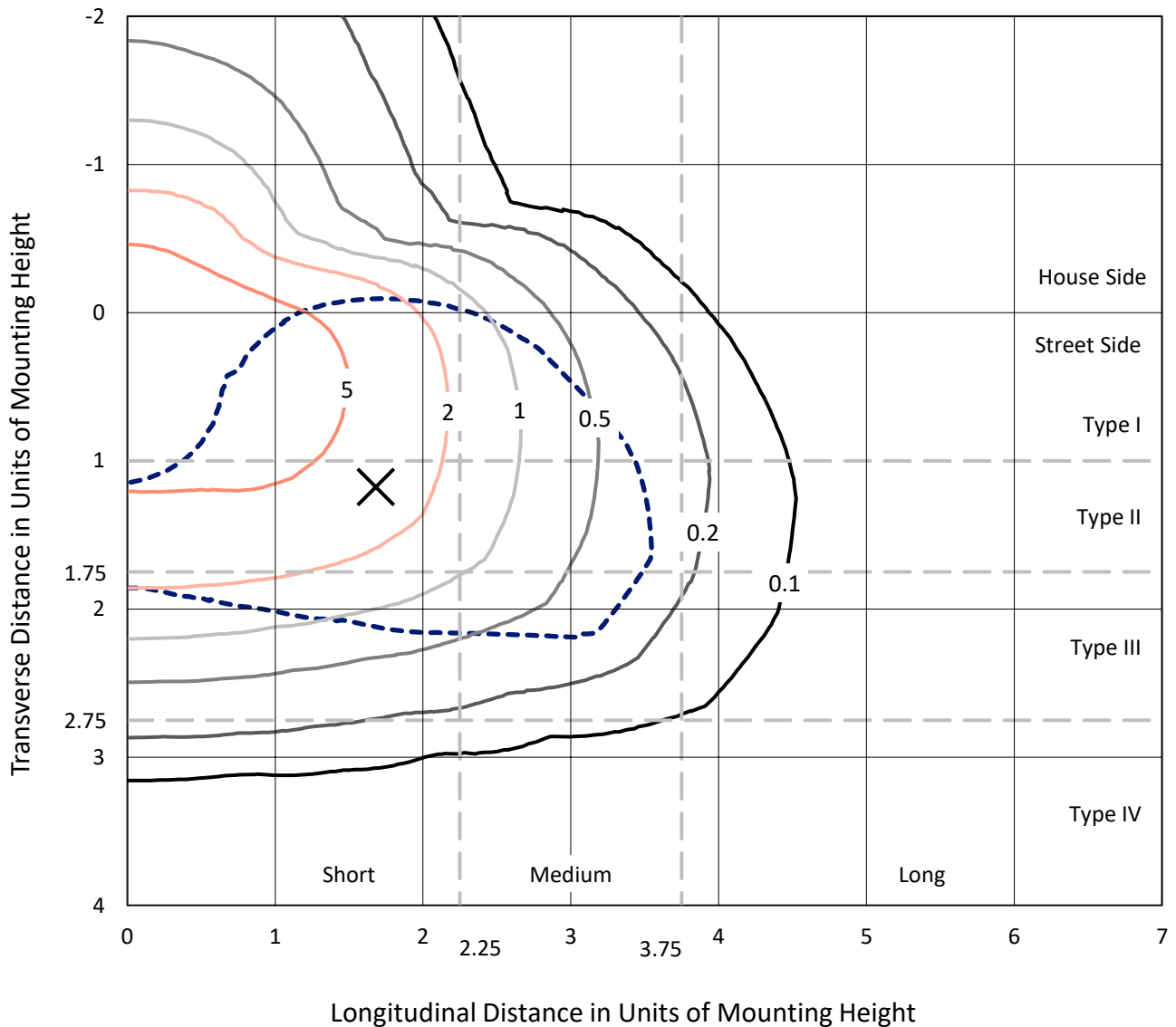
Input Watts (W): 286
Input Voltage (V): NR
Input Current (A_{in}): NR
Voltage Rise (V): NR
Power Factor: NR
Total Harmonic Distortion (THDi): NR
Frequency (hertz): 60
Stabilization Time: NR
Operation Time: NR
Ambient Temperature (°C): NR
Test Distance: 24 FT



REPORT NUMBER: P456128
 CATALOG NUMBER: GLAN-SA7B-760-U-T3

Iso-Footcandle Lines of Horizontal Illumination

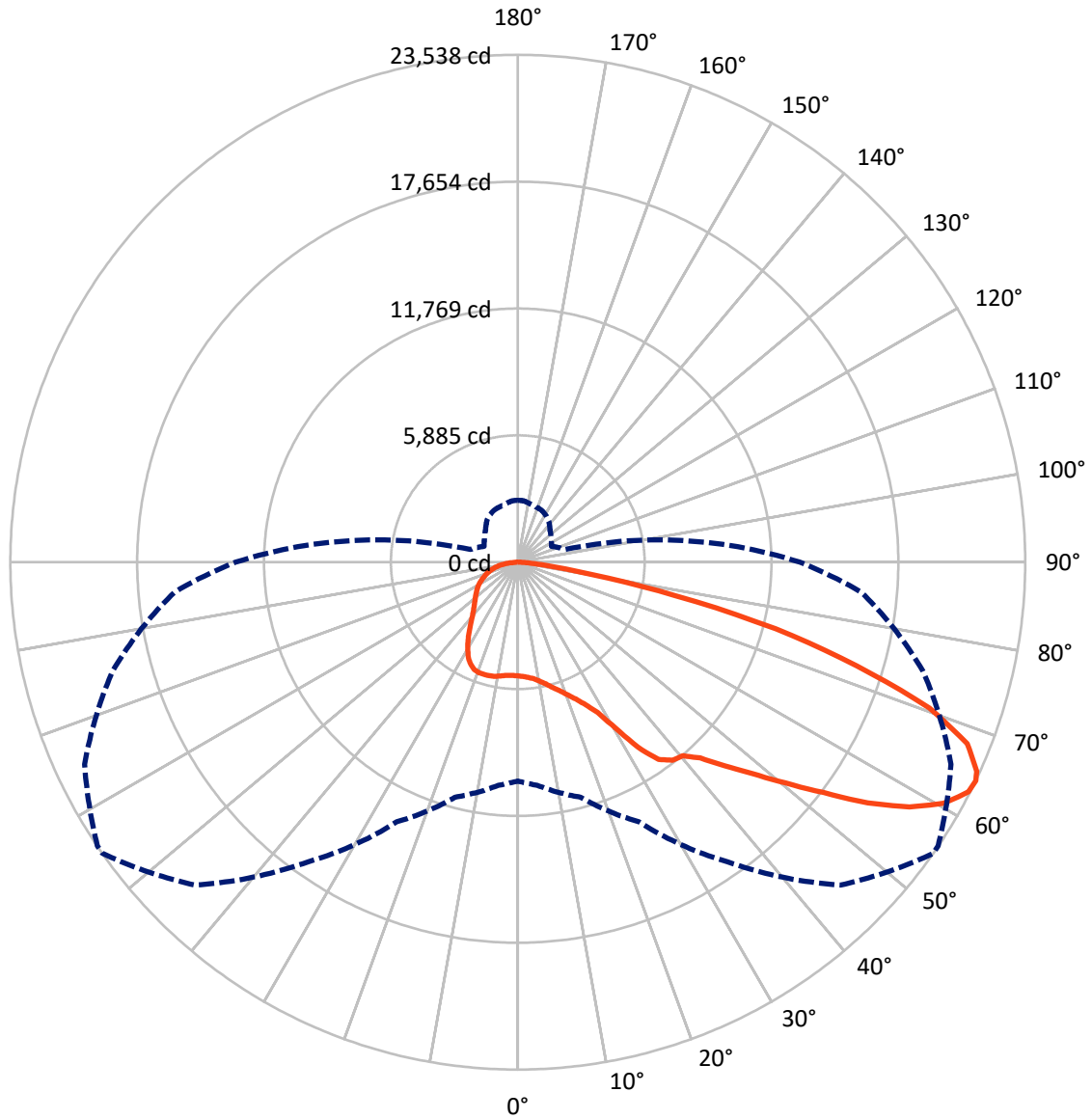
✕ Max cd
 - - - 1/2 Max cd



Based on 25 foot mounting height. Maximum calculated value = 9.6 fc
 Type III - Short - N/A

REPORT NUMBER: P456128
CATALOG NUMBER: GLAN-SA7B-760-U-T3

Luminous Intensity Polar Plot



— Vertical Plane Through 55-Deg Lateral - - - Horizontal Cone Through 64-Deg Vertical

REPORT NUMBER: P456128

CATALOG NUMBER: GLAN-SA7B-760-U-T3

FLUX DISTRIBUTION:

		Downward	Upward	Total
House Side	Lumens	9547.5	0.0	9547.5
	% Fixture	24.3	0.0	24.3
Street Side	Lumens	29755.5	0.0	29755.5
	% Fixture	75.7	0.0	75.7
Total	Lumens	39303.0	0.0	39303.0
	% Fixture	100.0	0.0	100.0

ZONAL LUMENS:

Zone	Lumens	% Fixture
0°-10°	512.9	1.3
10°-20°	1618.5	4.1
20°-30°	2881.4	7.3
30°-40°	4433.3	11.3
40°-50°	6284.6	16.0
50°-60°	9096.8	23.1
60°-70°	9414.2	24.0
70°-80°	4408.7	11.2
80°-90°	652.7	1.7
90°-100°	0.0	0.0
100°-110°	0.0	0.0
110°-120°	0.0	0.0
120°-130°	0.0	0.0
130°-140°	0.0	0.0
140°-150°	0.0	0.0
150°-160°	0.0	0.0
160°-170°	0.0	0.0
170°-180°	0.0	0.0
0°-90°	39303.0	100.0
0°-180°	39303.0	100.0

Coefficient of Utilization



REPORT NUMBER: P456128

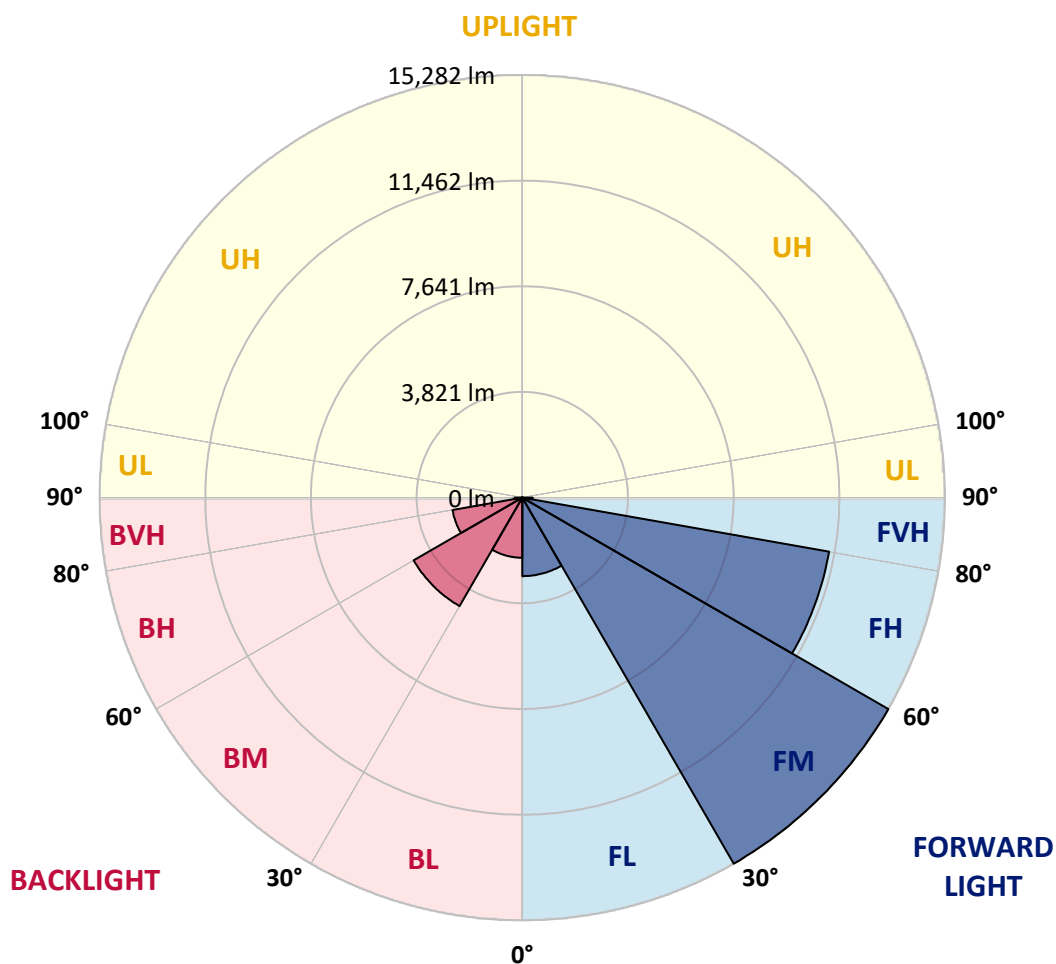
CATALOG NUMBER: GLAN-SA7B-760-U-T3

LUMINAIRE CLASSIFICATION SYSTEM LUMEN TABLE AND BUG RATING:

Zone		Lumens	% Fixture	Zone Rating/Lumen Limit		
				B	U	G
FL	(0°-30°)	2838.3	7.2			
FM	(30°-60°)	15282.1	38.9			
FH	(60°-80°)	11261.5	28.7			G4/12000
FVH	(80°-90°)	373.7	1.0			G3/500
BL	(0°-30°)	2174.5	5.5	B3/2500		
BM	(30°-60°)	4532.6	11.5	B3/5000		
BH	(60°-80°)	2561.4	6.5	B4/5000		G4/5000
BVH	(80°-90°)	279.0	0.7			G3/500
UL	(90°-100°)	0.0	0.0		U0/0	
UH	(100°-180°)	0.0	0.0		U0/0	

BUG Rating: B4-U0-G4

Type III Short





REPORT NUMBER: P456128

CATALOG NUMBER: GLAN-SA7B-760-U-T3

CANDELA DISTRIBUTION (FULL):

	0°	5°	15°	25°	35°	45°	55°	56°	65°	75°	85°
0°	5273.3	5273.3	5273.3	5273.3	5273.3	5273.3	5273.3	5273.3	5273.3	5273.3	5273.3
2.5°	5332.4	5330.2	5336.8	5330.2	5334.6	5319.3	5312.7	5317.1	5310.5	5299.6	5279.8
5°	5398.2	5396.0	5398.2	5389.4	5393.8	5385.0	5369.7	5374.1	5363.1	5339.0	5310.5
7.5°	5509.9	5501.1	5501.1	5498.9	5490.2	5477.0	5466.1	5461.7	5450.7	5420.1	5376.2
10°	5654.5	5654.5	5656.7	5639.1	5650.1	5626.0	5615.0	5612.9	5575.6	5536.2	5474.8
12.5°	5845.1	5856.0	5849.5	5840.7	5836.3	5827.6	5790.3	5799.1	5757.4	5689.5	5615.0
15°	6081.7	6099.2	6088.3	6083.9	6072.9	6040.1	6024.7	6018.2	5963.4	5864.8	5766.2
17.5°	6395.0	6373.1	6364.3	6353.3	6307.3	6283.2	6256.9	6252.6	6204.4	6088.3	5934.9
20°	6668.8	6699.5	6682.0	6671.0	6625.0	6579.0	6559.3	6552.7	6511.1	6384.0	6138.6
22.5°	6995.3	7001.8	7008.4	6982.1	6960.2	6925.1	6890.1	6879.1	6863.8	6732.4	6432.2
25°	7343.6	7369.9	7348.0	7321.7	7295.4	7293.2	7326.1	7321.7	7315.1	7188.0	6822.2
27.5°	7911.0	7935.1	7941.7	7913.2	7812.4	7821.2	7895.7	7919.8	8020.6	7810.2	7323.9
30°	8230.9	8255.0	8309.7	8417.1	8577.0	8717.2	8896.9	8951.6	9048.0	8651.5	7919.8
32.5°	8428.0	8436.8	8535.4	8734.8	9214.5	9738.1	10226.7	10246.4	10307.8	9751.3	8465.3
35°	8739.1	8745.7	8824.6	9043.7	9606.7	10478.6	11234.5	11258.6	11208.2	10093.1	8719.4
37.5°	9122.5	9140.1	9190.4	9372.3	10044.9	11098.6	11652.9	11635.4	11188.5	10364.7	9168.5
40°	9681.2	9681.2	9622.0	9867.4	10507.1	11453.5	11799.7	11769.0	11650.7	11151.2	9852.1
42.5°	10174.1	10165.4	10305.6	10472.1	11085.5	12001.2	12415.3	12465.7	12660.7	12139.3	10629.8
45°	10816.0	10855.5	10934.3	11236.7	12069.2	12936.7	13471.3	13519.5	13795.5	13302.6	11539.0
47.5°	11464.5	11477.6	11725.2	12128.3	13287.3	14205.2	14643.4	14722.2	14974.2	14663.1	12518.3
50°	11924.6	12049.4	12446.0	13081.3	14542.6	15751.9	16093.7	16187.9	16632.6	16144.1	13659.7
52.5°	12410.9	12533.6	13017.8	13986.1	15984.1	17333.7	17754.3	17817.8	18280.1	17642.6	14827.4
55°	12827.2	12941.1	13491.0	14788.0	17132.1	18948.3	19710.7	19636.2	19857.5	18797.1	15727.8
57.5°	12895.1	12987.1	13679.4	15300.6	17995.3	20332.9	21426.1	21469.9	21213.6	19660.3	16470.5
60°	12369.3	12557.7	13353.0	15245.8	18383.1	21296.9	22705.5	22736.2	22008.9	20102.9	16766.3
62.5°	11438.2	11418.5	12380.3	14365.1	17839.8	21515.9	23459.2	23426.3	22320.0	19890.4	16479.3
64°	10152.2	10388.8	11287.0	13282.9	16963.4	21178.5	23538.0	23520.5	22171.0	19447.8	15990.7
65°	9367.9	9354.8	10242.0	12397.8	16091.5	20670.3	23397.8	23373.7	21859.9	19051.3	15611.7
67.5°	6763.0	6793.7	7670.0	9567.3	13081.3	18683.2	22484.3	22394.4	20633.0	17736.8	14170.2
70°	4096.8	4114.3	4802.3	6346.8	9389.8	15103.4	20267.2	20271.6	18755.5	15773.8	12060.4
72.5°	2157.9	2204.0	2480.0	3603.9	5702.7	10596.9	16442.0	16832.0	16102.4	13462.5	9527.8
75°	1200.6	1207.1	1402.1	1776.7	2909.4	5930.5	12358.4	12470.1	12748.3	10835.7	7045.6
77.5°	915.8	928.9	990.2	1148.0	1584.0	2749.5	7479.4	8040.3	8984.5	7639.3	4020.1
80°	742.7	755.8	808.4	902.6	1053.8	1303.5	3474.6	3777.0	4808.8	3391.4	1568.6
82.5°	578.4	569.6	637.5	698.9	766.8	771.2	1426.2	1577.4	1958.6	1459.1	679.2
85°	429.4	429.4	484.2	471.0	495.1	451.3	628.8	694.5	784.3	620.0	315.5
87.5°	170.9	188.4	317.7	284.8	221.3	177.5	232.2	245.4	271.7	243.2	131.4
90°	0.0	0.0	0.0	0.0	0.0	0.0	0.0	0.0	0.0	0.0	0.0



REPORT NUMBER: P456128

CATALOG NUMBER: GLAN-SA7B-760-U-T3

CANDELA DISTRIBUTION (continued):

	90°	95°	105°	115°	125°	135°	145°	155°	165°	175°	180°
0°	5273.3	5273.3	5273.3	5273.3	5273.3	5273.3	5273.3	5273.3	5273.3	5273.3	5273.3
2.5°	5282.0	5288.6	5273.3	5262.3	5257.9	5251.4	5244.8	5247.0	5255.7	5264.5	5262.3
5°	5308.3	5310.5	5284.2	5271.1	5262.3	5253.6	5253.6	5260.1	5277.7	5290.8	5290.8
7.5°	5374.1	5374.1	5336.8	5312.7	5299.6	5284.2	5279.8	5282.0	5295.2	5312.7	5314.9
10°	5477.0	5468.3	5420.1	5382.8	5358.7	5321.5	5288.6	5271.1	5277.7	5288.6	5288.6
12.5°	5601.9	5577.8	5516.5	5466.1	5406.9	5336.8	5268.9	5233.8	5231.7	5242.6	5238.2
15°	5735.5	5709.2	5623.8	5531.8	5428.8	5325.9	5244.8	5194.4	5155.0	5144.0	5168.1
17.5°	5891.1	5836.3	5718.0	5590.9	5437.6	5303.9	5176.9	5073.9	5003.8	4984.1	4990.7
20°	6079.5	6007.2	5847.3	5647.9	5431.0	5225.1	5027.9	4889.9	4776.0	4740.9	4745.3
22.5°	6340.2	6215.3	5980.9	5676.4	5376.2	5076.1	4802.3	4622.6	4484.6	4429.8	4462.7
25°	6636.0	6500.1	6108.0	5669.8	5233.8	4837.3	4535.0	4300.6	4175.7	4094.6	4112.1
27.5°	7043.4	6802.5	6243.8	5610.7	5030.1	4545.9	4195.4	3974.1	3860.2	3818.6	3838.3
30°	7564.9	7194.6	6390.6	5450.7	4708.0	4177.9	3853.6	3709.0	3641.1	3588.5	3606.1
32.5°	7941.7	7470.7	6423.5	5181.3	4359.7	3842.7	3621.4	3514.1	3439.6	3389.2	3400.1
35°	8211.2	7705.1	6408.1	4850.5	3996.0	3566.6	3437.4	3349.7	3229.3	3119.7	3100.0
37.5°	8572.6	7998.6	6296.4	4489.0	3636.7	3380.4	3288.4	3126.3	2953.2	2806.4	2799.9
40°	9126.9	8342.6	6057.6	4063.9	3330.0	3242.4	3130.7	2920.3	2734.1	2615.8	2607.1
42.5°	9698.7	8660.3	5733.3	3617.0	3078.1	3097.8	2962.0	2753.8	2639.9	2563.2	2554.5
45°	10397.6	9004.2	5382.8	3229.3	2891.9	2962.0	2815.2	2694.7	2626.8	2576.4	2563.2
47.5°	11153.4	9356.9	4988.5	2880.9	2734.1	2837.1	2753.8	2699.1	2661.8	2626.8	2611.4
50°	11968.4	9751.3	4618.2	2600.5	2591.7	2707.8	2747.3	2727.6	2705.6	2694.7	2681.5
52.5°	12862.2	10154.4	4307.1	2403.3	2466.9	2615.8	2749.5	2764.8	2764.8	2758.2	2749.5
55°	13466.9	10434.8	3991.7	2243.4	2339.8	2541.3	2745.1	2804.2	2826.1	2817.4	2808.6
57.5°	13913.8	10588.2	3595.1	2105.4	2232.4	2469.0	2721.0	2808.6	2830.5	2841.5	2837.1
60°	14005.8	10445.8	3075.9	1960.8	2116.3	2363.9	2633.4	2742.9	2771.4	2839.3	2845.9
62.5°	13591.8	10007.6	2558.9	1818.4	1973.9	2204.0	2515.0	2668.4	2725.4	2830.5	2841.5
64°	13083.5	9516.9	2271.9	1728.5	1881.9	2114.1	2455.9	2648.7	2723.2	2863.4	2872.2
65°	12711.1	9159.8	2092.2	1671.6	1822.8	2055.0	2423.0	2655.3	2742.9	2913.8	2926.9
67.5°	11339.6	7930.7	1730.7	1537.9	1682.5	1954.2	2429.6	2710.0	2738.5	2933.5	2931.3
70°	9383.2	6313.9	1450.3	1415.3	1546.7	1873.1	2403.3	2622.4	2624.6	2753.8	2723.2
72.5°	7025.9	4666.4	1257.5	1288.2	1395.5	1680.4	2269.7	2504.1	2466.9	2484.4	2453.7
75°	4826.4	3086.8	1082.3	1152.4	1237.8	1485.4	2081.3	2274.1	2214.9	2193.0	2171.1
77.5°	2576.4	1706.6	900.4	1018.7	1075.7	1283.8	1816.2	2002.4	1941.1	1855.6	1827.1
80°	1042.8	804.0	725.2	843.5	876.3	1034.1	1511.7	1627.8	1581.8	1432.8	1384.6
82.5°	523.6	482.0	569.6	663.8	666.0	738.3	1123.9	1233.4	1130.5	948.6	907.0
85°	273.9	282.6	392.2	466.6	411.9	398.7	674.8	747.1	685.7	595.9	536.7
87.5°	98.6	113.9	205.9	203.7	144.6	76.7	149.0	72.3	39.4	24.1	30.7
90°	0.0	0.0	0.0	0.0	0.0	0.0	0.0	0.0	0.0	0.0	0.0

(END OF REPORT)